

# RE81 TEMPERATURE CONTROLLER

## FEATURES:

- IP65** Auto tuning
- PD14 compatible** LPConfig compatible
- SMART PID** ON/OFF control
- Password protection

## INPUTS:

- 

## OUTPUTS:

- SSR output**
- 

## GALVANIC ISOLATION:

- 
- 
- 
- 
- PD14 interface**

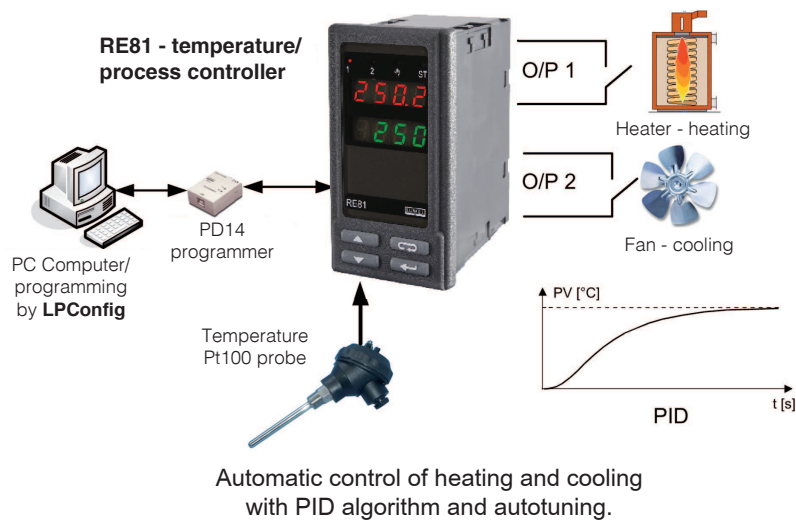
**Export department:**  
 English: +48 68 32 95 302 / 321 / 276 / 386 / 233  
 German: +48 68 32 95 305  
 French: +48 68 32 95 304  
 Russian: +48 68 32 95 321  
 Fax: +48 68 32 54 091  
 e-mail: export@lumel.com.pl

LUMEL S.A.  
 ul. Sulechowska 1  
 65-022 Zielona Góra  
 POLAND  
**WWW.LUMEL.COM.PL**



- Control acc. to the PID, ON-OFF, heating/cooling algorithms or step-by-step control.
- Co-operates directly with resistance thermometers (RTD) or thermocouple sensors (TC).
- Automatic selection of PID parameters.
- 2 configurable outputs.
- Controller configuration by means of the free delivered LPConfig program.
- Error signaling by means of messages.
- Manual control mode.
- Frontal protection grade ensured by the casing: IP65.

## EXAMPLE OF APPLICATION



## INPUTS

Sensor type	Range [°C]	Basic error [°C]	Remarks	Additional error	
Resistance thermometer (acc. to EN 60751), measuring current 0.25mA					
Pt100*)	-50..100	±0.8	Resistance of the sensor line < 10 Ω; one must connect with wires of the same section and length	<b>Additional errors in rated operating conditions caused by:</b> • compensation of reference junction temperature changes ≤ 2°C • line resistance change of the RTD sensor ≤ 50% of the basic error value/10K • change of the ambient temperature ≤ 100% of the basic error/10K	
	0..250	±1.3			
	0..600	±3.0			
Thermocouple of J type (acc. to PN-EN 60584-1)					
Fe-CuNi	0..250	±2.0			
	0..600	±3.0			
	0..900	±4.0			
Thermocouple of K type (acc. to PN-EN 60584-1)					
NiCr-NiAl	0..600	±3.0			
	0..900	±4.0			
	0..1300	±6.0			
Thermocouple of S type (acc. to PN-EN 60584-1)					
PtRh10-Pt	0..1600	±8.0			

## OUTPUTS

Output kind	Properties
voltageless relay	switching contact, overload capacity: 5A/230V
binary voltage	voltage 6V, without isolation from the sensor side

## PARAMETERS OF WORK

Detection of error in the measurement circuit:	thermocouple, Pt100	overflow of measuring range
Way of output operation	reverse: for heating	direct: for cooling
Signalling:	active output, auto-tuning, manual control	

### EXTERNAL FEATURES

Weight	< 0.25 kg	
Dimensions	48 x 96 x 93 mm	
Protection grade (acc. to EN 60529)	ensured by the housing: IP65	from the terminal side: IP20

### RATED OPERATING CONDITIONS

Supply voltage	230 V a.c. ± 10%, 50/60Hz	power consumption: < 4 VA
Temperature	ambient: 0...23...50°C	storage: -20...70°C
Relative humidity	≤ 85%	condensation inadmissible
Operating position	any	
Preheating time	30 min	
Averaging time	≥ 0.33 s	

### SAFETY AND COMPATIBILITY REQUIREMENTS

Electromagnetic compatibility	Noise immunity	acc. to EN 61000-6-2
	Noise emissions	acc. to EN 61000-6-4
Isolation between circuits	basic	acc. to EN 61010-1
Pollution grade	2	
Installation category	III	
Maximal phase-to-earth operating voltage	for the supply circuit, outputs: 300 V	
	for input circuits: 50 V	
Altitude above sea level	< 2000 m	

### SEE ALSO:



N25T meter for measurement of temperature from resistance thermometers and thermocouples sensors.



Look at our offer of different controllers on our website.



For more information about LUMEL's products please visit our website: [www.lumel.com.pl](http://www.lumel.com.pl)

### CONNECTION DIAGRAMS

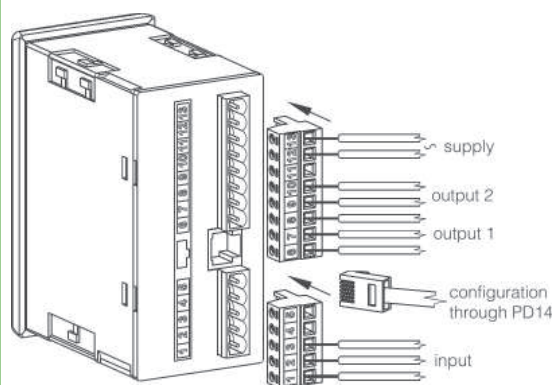


Fig. 1 View of the controller connection strips

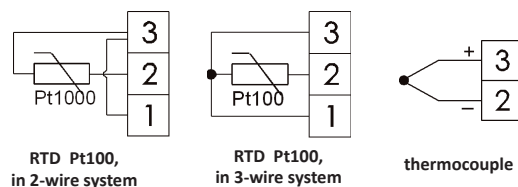


Fig. 2. Connections of input signals

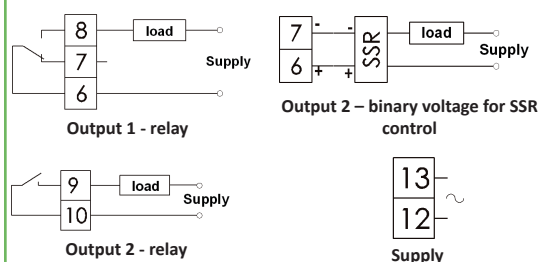


Fig. 3. Supply and load circuit connections

### ORDERING

#### ORDERING CODES:

RE81 -	XX	X	X	X	X
<b>Input signal:</b>					
RTD Pt100 (-50...100°C)	01				
RTD Pt100 (0...250°C)	02				
RTD Pt100 (0...600°C)	03				
Thermocouple J (Fe-CuNi)(0...250°C)	04				
Thermocouple J (Fe-CuNi)(0...600°C)	05				
Thermocouple J (Fe-CuNi)(0...900°C)	06				
Thermocouple K (NiCr-NiAl)(0...600°C)	07				
Thermocouple K (NiCr-NiAl)(0...900°C)	08				
Thermocouple K (NiCr-NiAl)(0...1300°C)	09				
Thermocouple S (PtRh10-Pt)(0...1600°C)	10				
<b>Output*:</b>					
relay		1			
binary 0/6 V for SSR control		2			
<b>Version:</b>					
standard				00	
custom-made**				XX	
<b>Language:</b>					
Polish					P
English					E
other**					X
<b>Acceptance tests:</b>					
without extra requirements					0
with a extra quality inspection certificate					1
acc. to customer's request**					X

\* - second output - relay  
 \*\* - after agreeing with the manufacturer

#### Order example:

The code **RE81 - 06 2 00 E 0** means:  
**RE81** - temperature controller of RE81 type  
**06** - input: TC J, (0...900°C)  
**2** - output: binary 0/6 V for SSR control  
**00** - standard version  
**E** - English language  
**0** - without extra requirements

**Export department:**  
**English:** +48 68 32 95 302 / 321 / 276 / 386 / 233  
**German:** +48 68 32 95 305  
**French:** +48 68 32 95 304  
**Russian:** +48 68 32 95 321  
**Fax:** +48 68 32 54 091  
**e-mail:** [export@lumel.com.pl](mailto:export@lumel.com.pl)  
 LUMEL S.A.  
 ul. Sulechowska 1  
 65-022 Zielona Góra  
 POLAND  
**WWW.LUMEL.COM.PL**